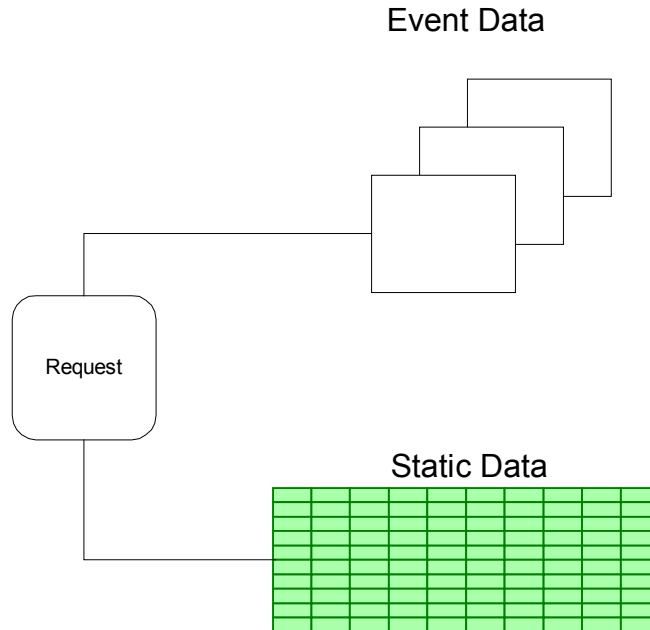


Technical Note 12: Request Processing

TECHNICAL NOTE 12: REQUEST PROCESSING

The request object works like other DAC objects. The request object supports static and event data, as the following figure illustrates.



The request object in this example contains an event queue and an array of current (static) values. Like other DAC objects, the request object supports DAC data-access APIs, as the following figure illustrates.

Request Object
Read
Write
Get Object
ReadEvents
WriteEvents
AckEvents

Following describe how the GPT uses these functions:

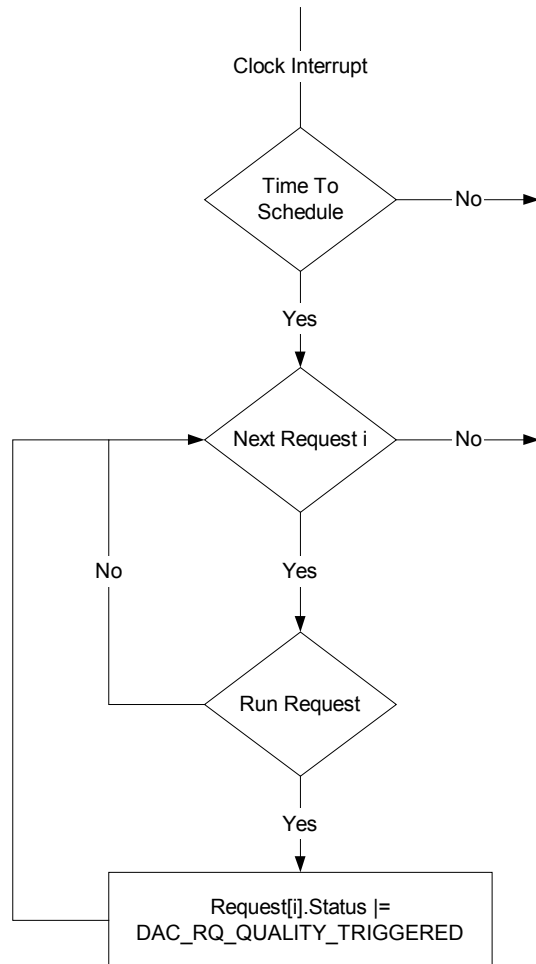
- **Get Object.** Retrieves the number of static requests configured, or checks if any request events are pending.
- **Read – Read a static requests.** Scans the array of requests to find the next request to process.
- **Write – Write a request.** Writes the result of a request back to DAC after the request has been processed.
- **Read Events.** Reads the next request event from DAC.
- **Ack Events.** Removes the request from the DAC event queue.

Technical Note 12: Request Processing

- **Write Events.** Writes the result of a request back to DAC after the event has been processed.

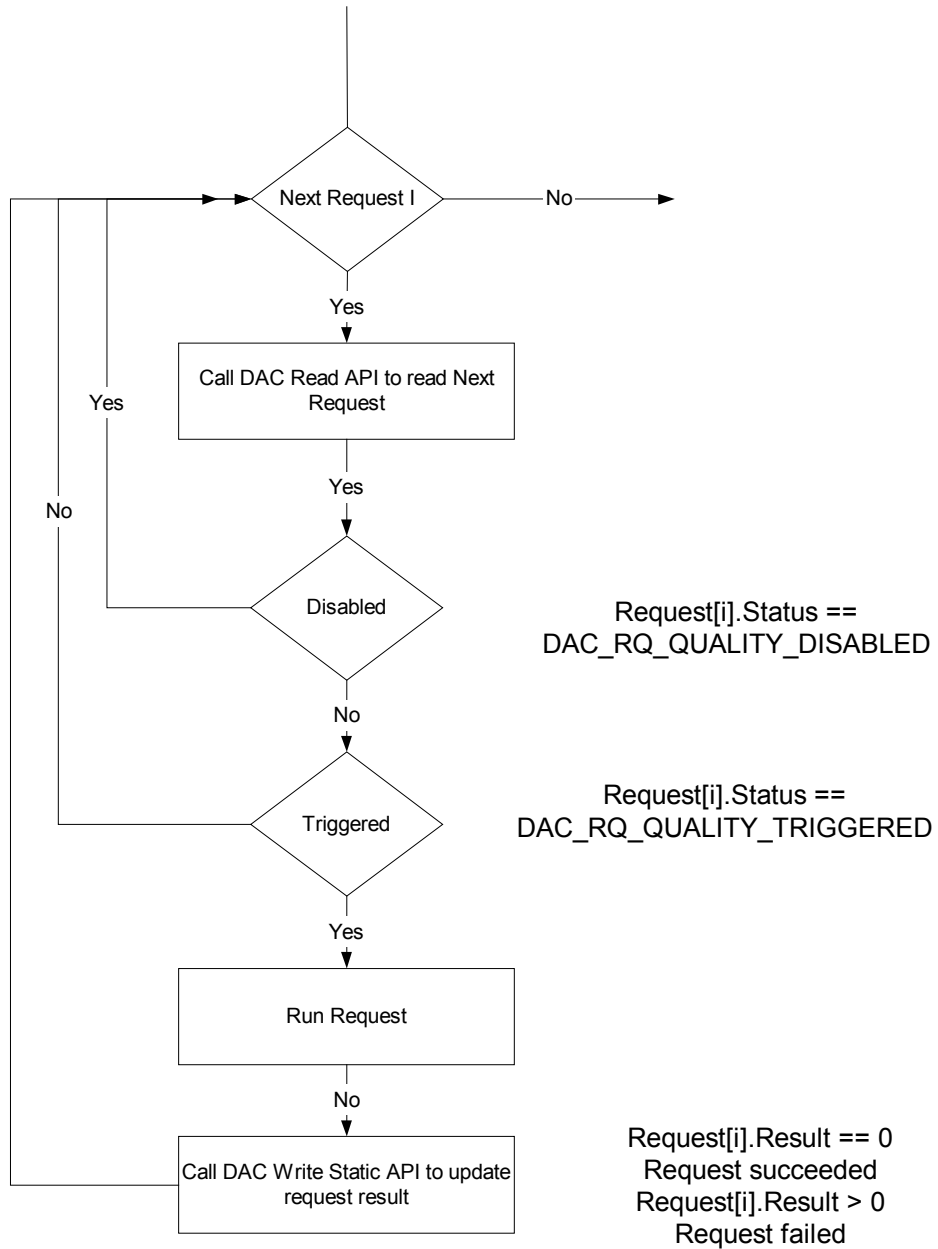
Static Request Processing

The following flow chart shows how the user application processes static requests.



Technical Note 12: Request Processing

The following flow chart shows how the GPT processes static requests.



Technical Note 12: Request Processing

Event Request Processing

When the user application wants to generate an event-based request, it inserts an event into the request object's event queue. The GPT uses the following logic to process request events.

